

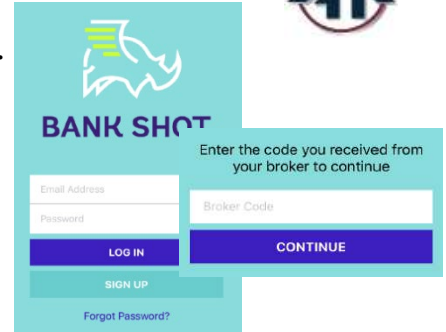


Bank Shot Quick Start Guide for iPhone



1 Download Bank Shot from the App Store.

2 For first-time users, Click “Sign Up” and use Broker Code **3679874**, for Aegis Land Title Group. If you have used this before, you can just



3 Fill out the requested information (your email, name, and a password of your choosing). It will have you log in again.

Enter the following information to finish creating your account.

Email address

Password

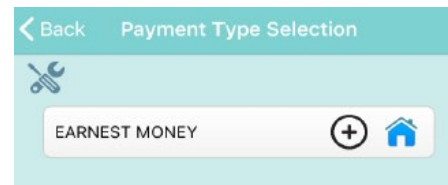
Re-type Password

First name

Last name

SIGN UP

4 After you log in, it will take you to deposit the Earnest Money check. Click on the + to add your check.

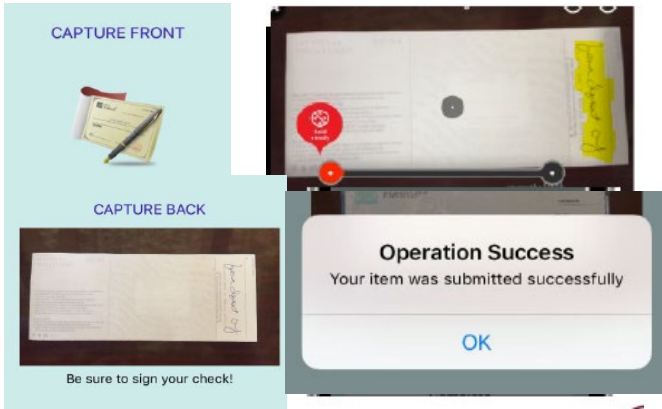


5 The next few screens will have you enter in the property address, Agent and Buyer/Seller information, Your Role, the closing and binding date, check amount and any notes you want to add. You can navigate through the screens by choosing the “Next” house icon at the bottom of the screen.



You do not need the \$ symbol or commas when entering the amount. For example, \$5000.00 would just be 5000.00.

6 Follow the next screens to take a picture of the front and then the back of the screen. Be SURE to write “**For deposit only**” on the back of the check, in clear, dark writing, where you’d normally sign, or it will reject the check.



7 Once you hit “OK,” it will take you to your Item Queue. Hit the Refresh Button on the top toolbar to show your items.

- Blue means it’s in process
- Red X means it was rejected and you will need to re-deposit
- Green means it was successfully deposited

	123 Main St Atlanta, GA Aegis Land Title Group		2019-04-03 01:10 PM EDT
			2019-03-06 11:46 AM EST
			2019-03-06 09:49 AM EST
			2018-11-08 12:16 PM EST

You can keep the check for your records, and you don’t need to mail it.

