



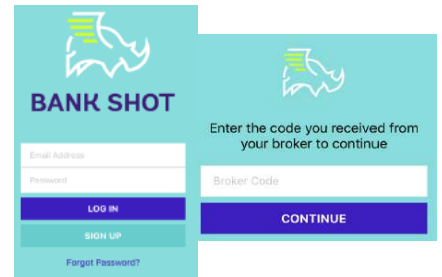
BANKSHOT QUICK START GUIDE FOR iPhone

Aegis Land Title Group * Attorney's Title of Kitsap * Mason County Title Company

BANK SHOT
CONVENIENT * SECURE * EASY

1 Download Bank Shot through the App Store.

2 "Sign Up" and use Broker Code **3679874**, for Aegis Land Title Group.



3

Enter the following information to finish creating your account.

Email address

Password

Re-type Password

First name

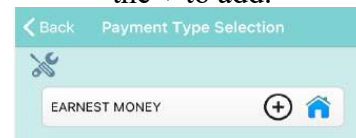
Last name

SIGN UP

Fill out the requested information with your email, name and a password of your choosing. You will log back in after.

4

Once you log in, it will take you to deposit the Earnest Money. Click on the + to add.



5 The first screen will ask you for the Property Address.

6

Enter the information in for the next two screens as requested.

Address Line 1

Address Line 2

City

State

Zip Code

Select Company

Your role in the transaction

Buyer Seller

Listing Agent Selling Agent

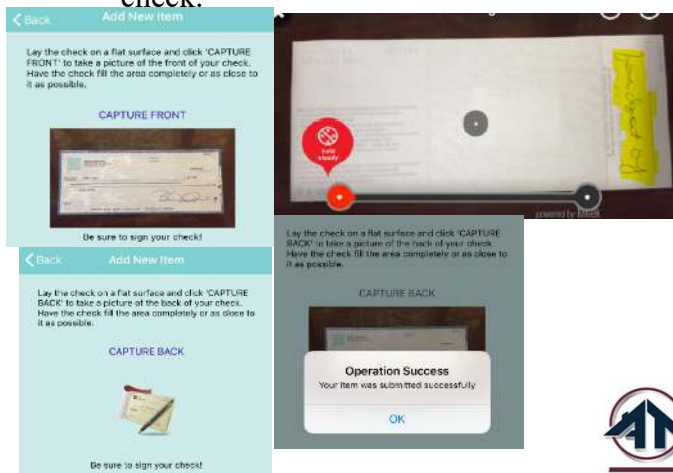
Closing Date

Binding Date

Check Amount to Broker

Special Instructions

7 Follow the instructions to take pictures of the front and back of the checks. Be SURE to write "For Deposit Only" on the back of the check, in clear, dark writing, where you'd normally sign, or it will reject the check.



8 After you hit "OK," you can go back to your main screen and monitor the deposits.

- Blue means it is in process,
- Red X means it was rejected and you will need to re-deposit.
- Green means it was successfully deposited.

You can keep the check through the end of the transaction, but you do not need to mail it.

8

Item	Status	Date
123 Main St Atlanta, GA Aegis Land Title Group	new	2019-04-03 01:10 PM EDT
[Blurred]	Red X	2019-03-06 11:46 AM EST
[Blurred]	Red X	2019-03-06 09:49 AM EST
[Blurred]	Green Checkmark	2018-11-08 12:16 PM EST