

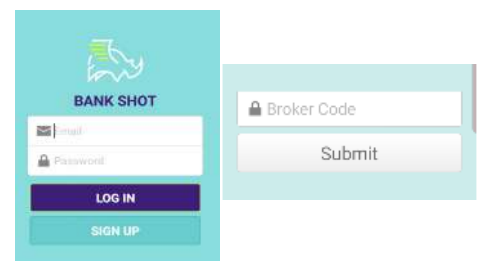


BANK SHOT
CONVENIENT * SECURE * EASY

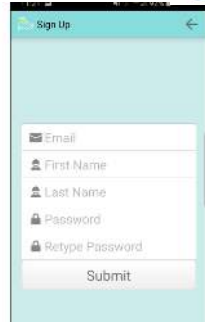
BANKSHOT QUICK START GUIDE FOR ANDROID
Aegis Land Title Group * Attorney's Title of Kitsap * Mason County Title Company

1 Download Bank Shot from the Play Store.

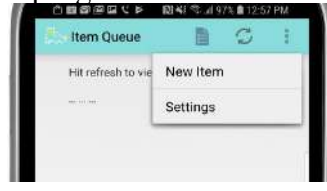
2 "Sign Up" and use Broker Code **3679874**, for Aegis Land Title Group.



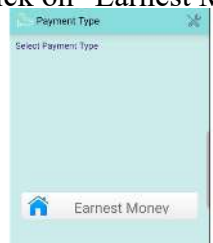
3 Fill out the requested information with your email, name and a password of your choosing. You will log back in afterwards.



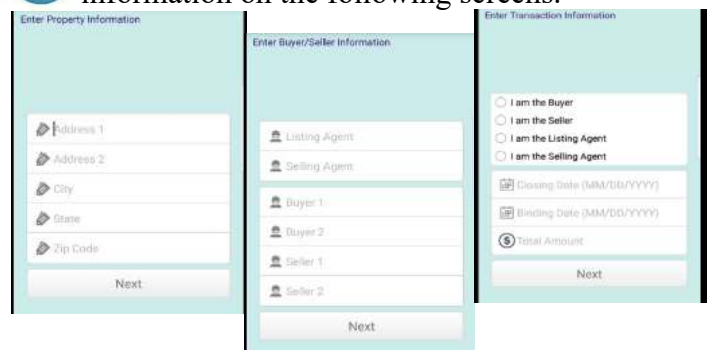
4 After you log in, it will take you to your Item Queue. Click the 3 dots on the top right and choose "New Item."



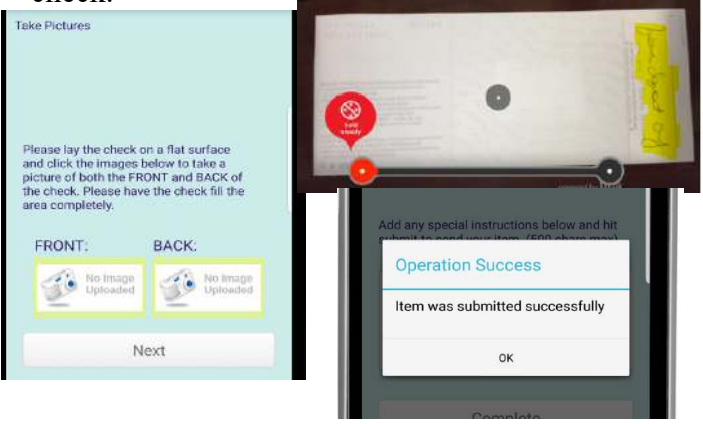
5 Click on "Earnest Money."



6 Enter in the Property Information and the additional information on the following screens.



7 Follow the next screens to take pictures of the check for deposit. Be SURE to write "For Deposit Only" on the back of the check, in clear, dark writing, where you'd normally sign, or it will reject the check.



8 Once you hit "Ok," it will take you to your Item Queue. Hit the refresh button to show your items.

- Blue means it is in process,
 - Red X means it was rejected and you will need to re-deposit.
 - Green means it was successfully deposited.
- You can keep the check through the end of the transaction, but you do not need to mail it.

